

As part of our INDUSTRIAL range, P323 is a web spray adhesive designed for use in applications using the substrates listed.




FRP/GRP



Foam



Plastics



Polystyrene



Web Spray



Low Odor



Heat Resistance
up to 200F/94C

PRODUCT DESCRIPTION

Tensorgrip® P323 is a high solids, very fast drying PSA with good temperature resistance.

ADVANTAGES

- Aggressive – Adheres to nearly any surface
- Repositionable
- High tack.
- Excellent high coverage
- Thick web spray
- 80% of final strength achieved immediately
- Full strength achieved in 24 hours
- Fast drying with long open time
- Excellent green strength and high heat resistance
- No ODS (Ozone Depleting Substances)
- OTC Compliant

DIRECTIONS FOR USE

Tensorgrip® P323 is designed as a portable, self-contained spray system for field or shop applications.

- Apply adhesive to one or both surfaces to be mated, at 80% to 100% coverage. Spraying both surfaces will result in a stronger, more permanent bond.
- Allow enough time (2-4 minutes or until dry to the touch) for the adhesive to become tacky before bonding.
- Parts should be mated with as much pressure as practical. Normal coverage required with web spray pattern is approximately 80%; however, porous surfaces may need a second coat.
- Initial bond is strong enough to allow cutting or trimming immediately, although ultimate strength is achieved in 1-3 days.
- Canister system will spray adequately above 60° F. Canister system should be kept in warm area. In the event that the canister gets abnormally chilled, freezes or gives poor or sputtering spray, it should be warmed up before continued usage. Warming canister by immersion in warm water is recommended.
- Notice!!! Do not store at temperatures over 120° F.

CANISTER STORAGE/CHANGE OVER

- If you choose to leave the hose and spray gun on the canister, leave the canister valve in the open position. Do not disconnect the hose/gun from the canister. Close and lock the spray gun.
- To change or disconnect canister: Turn canister valve to the off position, spray out remaining adhesive from the hose, disconnect the hose and spray gun from the canister.
- *Reconnect the hose and spray gun to a new canister of adhesive and turn the canister valve to re-pressurize. Or if you are NOT connecting to a new canister, connect hose to canister of cleaner (sold separately) and spray out until liquid is clear as the indication the hose/gun is clean.

CHEMICAL TECHNICAL DATA

TYPICAL PROPERTIES	
Total Solids	30–37%
VOC Content	451 g/L
Color	Clear, Green
System Flammability	Flammable
Solvent System	Isopentane
Dry time	2–4 mins dependent on temp & humidity
Open time	Long
Shelf Life	15 months from date of manufacture

PACKAGING	
22L	Disposable Canister
108L	Returnable Canister
216L	Returnable Canister

APPLICATION TOOLS

TOOL	PART NUMBER			
		22 LITER	108 LITER	216 LITER
Hoses	M130-12 (12')	x	x	x
	M130-18 (18')	x	x	x
	M130-25 (25')		x	x
	M130-36 (36')			x
	M130-50 (50')			x
Spray Guns	M120 (standard gun)	x	x	x
Spray Tip	UniJet® 11001B (4"-13" Medium Build Spray Pattern)	x	x	x
Hose Splitter	M300 (2 way Splitter with 1 cap)		x	x
Canister Connector	M300-108Y		x	x

HANDLING AND STORAGE

- Consult Safety Data Sheet prior to use.
- Do not store at temperatures over 120°F/50°C.
- Avoid exposure to direct sunlight.
- Do not store directly on concrete floor.
- Always store above 60°F/15°C
- When connected, keep valve open and hose pressurized at all times.
- Always test product to determine suitability for your particular application prior to use in production.

DISCLAIMER OF WARRANTY: Quin Global makes neither warranty of merchantability or fitness for any use nor any other warranty, express or implied, in the sales of its products. Buyer assumes all risk and liability for the results obtained by the use of its products, whether used singly or in combination with other products.



Tensorgrip P323 Fast Dry Pressure Sensitive Adhesive Canister

QUIN GLOBAL (US) LTD

Version No: 2.2
Safety Data Sheet according to OSHA HazCom Standard (2012) requirements

Chemwatch Hazard Alert Code: 4

Issue Date: 29/07/2022
Print Date: 29/07/2022
S.GHS.USA.EN

SECTION 1 Identification

Product Identifier

Product name	Tensorgrip P323 Fast Dry Pressure Sensitive Adhesive Canister
Chemical Name	Not Applicable
Synonyms	Not Available
Proper shipping name	Chemical under pressure, flammable, n.o.s. (isopentane and dimethyl ether)
Chemical formula	Not Applicable
Other means of identification	Not Available

Recommended use of the chemical and restrictions on use

Relevant identified uses	Use according to manufacturer's directions.
--------------------------	---

Name, address, and telephone number of the chemical manufacturer, importer, or other responsible party

Registered company name	QUIN GLOBAL (US) LTD
Address	5510 F Street OMAHA, NE 68117 United States
Telephone	402 731 3636
Fax	Not Available
Website	www.quinglobal.com
Email	marketing.us@quin-global.com

Emergency phone number

Association / Organisation	CHEMWATCH EMERGENCY RESPONSE
Emergency telephone numbers	+1 855-237-5573
Other emergency telephone numbers	+61 3 9573 3188

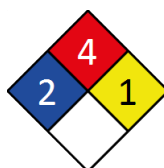
Once connected and if the message is not in your preferred language then please dial 01

Una vez conectado y si el mensaje no está en su idioma preferido, por favor marque 02

SECTION 2 Hazard(s) identification

Classification of the substance or mixture

NFPA 704 diamond



Note: The hazard category numbers found in GHS classification in section 2 of this SDSs are NOT to be used to fill in the NFPA 704 diamond. Blue = Health Red = Fire Yellow = Reactivity White = Special (Oxidizer or water reactive substances)

Classification	Serious Eye Damage/Eye Irritation Category 2A, Specific Target Organ Toxicity - Single Exposure (Narcotic Effects) Category 3, Flammable Gases Category 1, Gases Under Pressure (Dissolved Gas), Aspiration Hazard Category 1, Hazardous to the Aquatic Environment Long-Term Hazard Category 3
----------------	---

Label elements

Tensorgrip P323 Fast Dry Pressure Sensitive Adhesive Canister

Hazard pictogram(s)	
---------------------	---

Signal word	Danger
-------------	---------------

Hazard statement(s)

H319	Causes serious eye irritation.
H336	May cause drowsiness or dizziness.
H220	Extremely flammable gas.
H280	Contains gas under pressure; may explode if heated.
H304	May be fatal if swallowed and enters airways.
H412	Harmful to aquatic life with long lasting effects.

Hazard(s) not otherwise classified

Not Applicable

Precautionary statement(s) Prevention

P210	Keep away from heat, hot surfaces, sparks, open flames and other ignition sources. No smoking.
P271	Use only outdoors or in a well-ventilated area.
P261	Avoid breathing gas.
P273	Avoid release to the environment.
P280	Wear protective gloves, protective clothing, eye protection and face protection.
P264	Wash all exposed external body areas thoroughly after handling.

Precautionary statement(s) Response

P301+P310	IF SWALLOWED: Immediately call a POISON CENTER/doctor/physician/first aider.
P331	Do NOT induce vomiting.
P377	Leaking gas fire: Do not extinguish, unless leak can be stopped safely.
P305+P351+P338	IF IN EYES: Rinse cautiously with water for several minutes. Remove contact lenses, if present and easy to do. Continue rinsing.
P312	Call a POISON CENTER/doctor/physician/first aider/if you feel unwell.
P337+P313	If eye irritation persists: Get medical advice/attention.
P381	Eliminate all ignition sources if safe to do so.
P304+P340	IF INHALED: Remove person to fresh air and keep comfortable for breathing.

Precautionary statement(s) Storage

P403	Store in a well-ventilated place.
P405	Store locked up.
P410+P403	Protect from sunlight. Store in a well-ventilated place.
P403+P233	Store in a well-ventilated place. Keep container tightly closed.

Precautionary statement(s) Disposal

P501	Dispose of contents/container to authorised hazardous or special waste collection point in accordance with any local regulation.
------	--

Not Applicable

SECTION 3 Composition / information on ingredients

Substances

See section below for composition of Mixtures

Mixtures

CAS No	%[weight]	Name
115-10-6	30-80	<u>dimethyl ether</u>
78-78-4	10-40	<u>isopentane</u>
67-64-1	3-20	<u>acetone</u>

The specific chemical identity and/or exact percentage (concentration) of composition has been withheld as a trade secret.

SECTION 4 First-aid measures

Description of first aid measures

Eye Contact	▶ If product comes in contact with eyes remove the patient from gas source or contaminated area.
-------------	--

Continued...

Tensorgrip P323 Fast Dry Pressure Sensitive Adhesive Canister

	<ul style="list-style-type: none"> ▶ Take the patient to the nearest eye wash, shower or other source of clean water. ▶ Open the eyelid(s) wide to allow the material to evaporate. ▶ Gently rinse the affected eye(s) with clean, cool water for at least 15 minutes. Have the patient lie or sit down and tilt the head back. Hold the eyelid(s) open and pour water slowly over the eyeball(s) at the inner corners, letting the water run out of the outer corners. ▶ The patient may be in great pain and wish to keep the eyes closed. It is important that the material is rinsed from the eyes to prevent further damage. ▶ Ensure that the patient looks up, and side to side as the eye is rinsed in order to better reach all parts of the eye(s) ▶ Transport to hospital or doctor. ▶ Even when no pain persists and vision is good, a doctor should examine the eye as delayed damage may occur. ▶ If the patient cannot tolerate light, protect the eyes with a clean, loosely tied bandage. ▶ Ensure verbal communication and physical contact with the patient. <p>DO NOT allow the patient to rub the eyes DO NOT allow the patient to tightly shut the eyes DO NOT introduce oil or ointment into the eye(s) without medical advice DO NOT use hot or tepid water.</p>
Skin Contact	<p>If skin contact occurs:</p> <ul style="list-style-type: none"> ▶ Immediately remove all contaminated clothing, including footwear. ▶ Flush skin and hair with running water (and soap if available). ▶ Seek medical attention in event of irritation.
Inhalation	<ul style="list-style-type: none"> ▶ Following exposure to gas, remove the patient from the gas source or contaminated area. ▶ NOTE: Personal Protective Equipment (PPE), including positive pressure self-contained breathing apparatus may be required to assure the safety of the rescuer. ▶ Prostheses such as false teeth, which may block the airway, should be removed, where possible, prior to initiating first aid procedures. ▶ If the patient is not breathing spontaneously, administer rescue breathing. ▶ If the patient does not have a pulse, administer CPR. ▶ If medical oxygen and appropriately trained personnel are available, administer 100% oxygen. ▶ Summon an emergency ambulance. If an ambulance is not available, contact a physician, hospital, or Poison Control Centre for further instruction. ▶ Keep the patient warm, comfortable and at rest while awaiting medical care. ▶ MONITOR THE BREATHING AND PULSE, CONTINUOUSLY. ▶ Administer rescue breathing (preferably with a demand-valve resuscitator, bag-valve mask-device, or pocket mask as trained) or CPR if necessary.
Ingestion	<ul style="list-style-type: none"> ▶ Avoid giving milk or oils. ▶ Avoid giving alcohol. <p>Not considered a normal route of entry.</p> <ul style="list-style-type: none"> ▶ If spontaneous vomiting appears imminent or occurs, hold patient's head down, lower than their hips to help avoid possible aspiration of vomitus.

Most important symptoms and effects, both acute and delayed

See Section 11

Indication of any immediate medical attention and special treatment needed

For acute or short term repeated exposures to petroleum distillates or related hydrocarbons:

- ▶ Primary threat to life, from pure petroleum distillate ingestion and/or inhalation, is respiratory failure.
 - ▶ Patients should be quickly evaluated for signs of respiratory distress (e.g. cyanosis, tachypnoea, intercostal retraction, obtundation) and given oxygen. Patients with inadequate tidal volumes or poor arterial blood gases (pO₂ 50 mm Hg) should be intubated.
 - ▶ Arrhythmias complicate some hydrocarbon ingestion and/or inhalation and electrocardiographic evidence of myocardial injury has been reported; intravenous lines and cardiac monitors should be established in obviously symptomatic patients. The lungs excrete inhaled solvents, so that hyperventilation improves clearance.
 - ▶ A chest x-ray should be taken immediately after stabilisation of breathing and circulation to document aspiration and detect the presence of pneumothorax.
 - ▶ Epinephrine (adrenalin) is not recommended for treatment of bronchospasm because of potential myocardial sensitisation to catecholamines. Inhaled cardioselective bronchodilators (e.g. Alupent, Salbutamol) are the preferred agents, with aminophylline a second choice.
 - ▶ Lavage is indicated in patients who require decontamination; ensure use of cuffed endotracheal tube in adult patients. [Ellenhorn and Barceloux: Medical Toxicology]
- for lower alkyl ethers:

BASIC TREATMENT

- ▶ Establish a patent airway with suction where necessary.
- ▶ Watch for signs of respiratory insufficiency and assist ventilation as necessary.
- ▶ Administer oxygen by non-rebreather mask at 10 to 15 l/min.
- ▶ A low-stimulus environment must be maintained.
- ▶ Monitor and treat, where necessary, for shock.
- ▶ Anticipate and treat, where necessary, for seizures.
- ▶ **DO NOT use emetics.** Where ingestion is suspected rinse mouth and give up to 200 ml water (5 ml/kg recommended) for dilution where patient is able to swallow, has a strong gag reflex and does not drool.

ADVANCED TREATMENT

- ▶ Consider orotracheal or nasotracheal intubation for airway control in unconscious patient or where respiratory arrest has occurred.
- ▶ Positive-pressure ventilation using a bag-valve mask might be of use.
- ▶ Monitor and treat, where necessary, for arrhythmias.
- ▶ Start an IV D5W TKO. If signs of hypovolaemia are present use lactated Ringers solution. Fluid overload might create complications.
- ▶ Drug therapy should be considered for pulmonary oedema.
- ▶ Hypotension without signs of hypovolaemia may require vasopressors.
- ▶ Treat seizures with diazepam.
- ▶ Proparacaine hydrochloride should be used to assist eye irrigation.

EMERGENCY DEPARTMENT

- ▶ Laboratory analysis of complete blood count, serum electrolytes, BUN, creatinine, glucose, urinalysis, baseline for serum aminotransferases (ALT and AST), calcium, phosphorus and magnesium, may assist in establishing a treatment regime. Other useful analyses include anion and osmolar gaps, arterial blood gases (ABGs), chest radiographs and electrocardiograph.
- ▶ Ethers may produce anion gap acidosis. Hyperventilation and bicarbonate therapy might be indicated.
- ▶ Haemodialysis might be considered in patients with impaired renal function.
- ▶ Consult a toxicologist as necessary.

BRONSTEIN, A.C. and CURRANCE, P.L.

Continued...

Tensorgrip P323 Fast Dry Pressure Sensitive Adhesive Canister

EMERGENCY CARE FOR HAZARDOUS MATERIALS EXPOSURE: 2nd Ed. 1994

For gas exposures:

BASIC TREATMENT

- ▶ Establish a patent airway with suction where necessary.
- ▶ Watch for signs of respiratory insufficiency and assist ventilation as necessary.
- ▶ Administer oxygen by non-rebreather mask at 10 to 15 l/min.
- ▶ Monitor and treat, where necessary, for pulmonary oedema .
- ▶ Monitor and treat, where necessary, for shock.
- ▶ Anticipate seizures.

ADVANCED TREATMENT

- ▶ Consider orotracheal or nasotracheal intubation for airway control in unconscious patient or where respiratory arrest has occurred.
- ▶ Positive-pressure ventilation using a bag-valve mask might be of use.
- ▶ Monitor and treat, where necessary, for arrhythmias.
- ▶ Start an IV D5W TKO. If signs of hypovolaemia are present use lactated Ringers solution. Fluid overload might create complications.
- ▶ Drug therapy should be considered for pulmonary oedema.
- ▶ Hypotension with signs of hypovolaemia requires the cautious administration of fluids. Fluid overload might create complications.
- ▶ Treat seizures with diazepam.
- ▶ Proparacaine hydrochloride should be used to assist eye irrigation.

BRONSTEIN, A.C. and CURRANCE, P.L.

EMERGENCY CARE FOR HAZARDOUS MATERIALS EXPOSURE: 2nd Ed. 1994

SECTION 5 Fire-fighting measures

Extinguishing media

**DO NOT EXTINGUISH BURNING GAS UNLESS LEAK CAN BE STOPPED SAFELY:
OTHERWISE: LEAVE GAS TO BURN.**

FOR SMALL FIRE:

- ▶ Dry chemical, CO2 or water spray to extinguish gas (only if absolutely necessary and safe to do so).
- ▶ **DO NOT use water jets.**

FOR LARGE FIRE:

- ▶ Cool cylinder by direct flooding quantities of water onto upper surface until well after fire is out.
- ▶ **DO NOT direct water at source of leak or venting safety devices as icing may occur.**

Special hazards arising from the substrate or mixture

Fire Incompatibility

- ▶ Avoid contamination with oxidising agents i.e. nitrates, oxidising acids, chlorine bleaches, pool chlorine etc. as ignition may result

Special protective equipment and precautions for fire-fighters

Fire Fighting

FOR FIRES INVOLVING MANY GAS CYLINDERS:

- ▶ To stop the flow of gas, specifically trained personnel may inert the atmosphere to reduce oxygen levels thus allowing the capping of leaking container(s).
- ▶ Reduce the rate of flow and inject an inert gas, if possible, before completely stopping the flow to prevent flashback.
- ▶ **DO NOT extinguish the fire until the supply is shut off** otherwise an explosive re-ignition may occur.
- ▶ If the fire is extinguished and the flow of gas continues, used increased ventilation to prevent build-up, of explosive atmosphere.
- ▶ Use non-sparking tools to close container valves.
- ▶ Be CAUTIOUS of a Boiling Liquid Evaporating Vapour Explosion, *BLEVE*, if fire is impinging on surrounding containers.
- ▶ Direct 2500 litre/min (500 gpm) water stream onto containers above liquid level with the assistance remote monitors.

GENERAL

- ▶ Alert Fire Brigade and tell them location and nature of hazard.
- ▶ May be violently or explosively reactive.
- ▶ Wear breathing apparatus plus protective gloves.
- ▶ Consider evacuation
- ▶ Fight fire from a safe distance, with adequate cover.
- ▶ If safe, switch off electrical equipment until vapour fire hazard removed.
- ▶ Use water delivered as a fine spray to control fire and cool adjacent area.
- ▶ **DO NOT approach cylinders suspected to be hot.**
- ▶ Cool fire-exposed cylinders with water spray from a protected location.
- ▶ If safe to do so, remove containers from path of fire.

FIRE FIGHTING PROCEDURES:

- ▶ The only safe way to extinguish a flammable gas fire is to stop the flow of gas.
- ▶ If the flow cannot be stopped, allow the entire contents of the cylinder to burn while cooling the cylinder and surroundings with water from a suitable distance.
- ▶ Extinguishing the fire without stopping the gas flow may permit the formation of ignitable or explosive mixtures with air. These mixtures may propagate to a source of ignition.

SPECIAL HAZARDS

- ▶ Excessive pressures may develop in a gas cylinder exposed in a fire; this may result in explosion.
- ▶ Cylinders with pressure relief devices may release their contents as a result of fire and the released gas may constitute a further source of hazard for the fire-fighter.
- ▶ Cylinders without pressure-relief valves have no provision for controlled release and are therefore more likely to explode if exposed to fire.

FIRE FIGHTING REQUIREMENTS:

The need for proximity, entry and flash-over protection and special protective clothing should be determined for each incident, by a competent fire-fighting safety professional.

Tensorgrip P323 Fast Dry Pressure Sensitive Adhesive Canister

Fire/Explosion Hazard	<ul style="list-style-type: none"> ▶ HIGHLY FLAMMABLE: will be easily ignited by heat, sparks or flames. ▶ Will form explosive mixtures with air ▶ Fire exposed containers may vent contents through pressure relief valves thereby increasing fire intensity and/ or vapour concentration. ▶ Vapours may travel to source of ignition and flash back. ▶ Containers may explode when heated - Ruptured cylinders may rocket ▶ Fire may produce irritating, poisonous or corrosive gases. ▶ Runoff may create fire or explosion hazard. ▶ May decompose explosively when heated or involved in fire. ▶ High concentration of gas may cause asphyxiation without warning. ▶ Contact with gas may cause burns, severe injury and/ or frostbite. <p>Combustion products include:</p> <ul style="list-style-type: none"> , carbon monoxide (CO) , carbon dioxide (CO₂) , other pyrolysis products typical of burning organic material. <p>Contains low boiling substance: Closed containers may rupture due to pressure buildup under fire conditions.</p>
-----------------------	---

SECTION 6 Accidental release measures

Personal precautions, protective equipment and emergency procedures

See section 8

Environmental precautions

See section 12

Methods and material for containment and cleaning up

Minor Spills	<ul style="list-style-type: none"> ▶ Avoid breathing vapour and any contact with liquid or gas. Protective equipment including respirator should be used. ▶ DO NOT enter confined spaces where gas may have accumulated. ▶ Shut off all sources of possible ignition and increase ventilation. ▶ Clear area of personnel. ▶ Stop leak only if safe to so do. ▶ Remove leaking cylinders to safe place. release pressure under safe controlled conditions by opening valve. ▶ Orientate cylinder so that the leak is gas, not liquid, to minimise rate of leakage ▶ Keep area clear of personnel until gas has dispersed.
Major Spills	<ul style="list-style-type: none"> ▶ Clear area of all unprotected personnel and move upwind. ▶ Alert Emergency Authority and advise them of the location and nature of hazard. ▶ May be violently or explosively reactive. ▶ Wear full body clothing with breathing apparatus. ▶ Prevent by any means available, spillage from entering drains and water-courses. ▶ Consider evacuation. ▶ Shut off all possible sources of ignition and increase ventilation. ▶ No smoking or naked lights within area. ▶ Use extreme caution to prevent violent reaction. ▶ Stop leak only if safe to so do. ▶ Water spray or fog may be used to disperse vapour. ▶ DO NOT enter confined space where gas may have collected. ▶ Keep area clear until gas has dispersed. <ul style="list-style-type: none"> ▶ Remove leaking cylinders to a safe place. ▶ Fit vent pipes. Release pressure under safe, controlled conditions ▶ Burn issuing gas at vent pipes. ▶ DO NOT exert excessive pressure on valve; DO NOT attempt to operate damaged valve.

Personal Protective Equipment advice is contained in Section 8 of the SDS.

SECTION 7 Handling and storage

Precautions for safe handling

Safe handling	<p>The conductivity of this material may make it a static accumulator., A liquid is typically considered nonconductive if its conductivity is below 100 pS/m and is considered semi-conductive if its conductivity is below 10 000 pS/m., Whether a liquid is nonconductive or semi-conductive, the precautions are the same., A number of factors, for example liquid temperature, presence of contaminants, and anti-static additives can greatly influence the conductivity of a liquid.</p> <ul style="list-style-type: none"> ▶ Containers, even those that have been emptied, may contain explosive vapours. ▶ Do NOT cut, drill, grind, weld or perform similar operations on or near containers. ▶ Electrostatic discharge may be generated during pumping - this may result in fire. ▶ Ensure electrical continuity by bonding and grounding (earthing) all equipment. ▶ Restrict line velocity during pumping in order to avoid generation of electrostatic discharge (<=1 m/sec until fill pipe submerged to twice its diameter, then <= 7 m/sec). ▶ Avoid splash filling. ▶ Do NOT use compressed air for filling discharging or handling operations. <ul style="list-style-type: none"> · Consider use in closed pressurised systems, fitted with temperature, pressure and safety relief valves which are vented for safe dispersal. <p>Use only properly specified equipment which is suitable for this product, its supply pressure and temperature</p> <ul style="list-style-type: none"> · The tubing network design connecting gas cylinders to the delivery system should include appropriate pressure indicators and vacuum or suction lines. · Fully-welded types of pressure gauges, where the bourdon tube sensing element is welded to the gauge body, are recommended. · Before connecting gas cylinders, ensure manifold is mechanically secure and does not contain another gas. Before disconnecting gas cylinder, isolate supply line segment proximal to cylinder, remove trapped gas in supply line with aid of vacuum pump · When connecting or replacing cylinders take care to avoid airborne particulates violently ejected when system pressurises. · Consider the use of doubly-contained piping; diaphragm or bellows sealed, soft seat valves; backflow prevention devices; flash arrestors; and flow monitoring or limiting devices. Gas cabinets, with appropriate exhaust treatment, are recommended, as is automatic monitoring of the secondary enclosures and work areas for release.
---------------	--

Tensorgrip P323 Fast Dry Pressure Sensitive Adhesive Canister

	<ul style="list-style-type: none"> • Use a pressure reducing regulator when connecting cylinder to lower pressure (<100 psig) piping or systems • Use a check valve or trap in the discharge line to prevent hazardous back-flow into the cylinder • Check regularly for spills or leaks. Keep valves tightly closed but do not apply extra leverage to hand wheels or cylinder keys. • Open valve slowly. If valve is resistant to opening then contact your supervisor • Valve protection caps must remain in place unless container is secured with valve outlet piped to use point. • Never insert a pointed object (e.g hooks) into cylinder cap openings as a means to open cap or move cylinder. Such action can inadvertently turn the valve and gas a gas leak. Use an adjustable strap instead of wrench to free an over-tight or rusted cap. • A bubble of gas may buildup behind the outlet dust cap during transportation, after prolonged storage, due to defective cylinder valve or if a dust cap is inserted without adequate evacuation of gas from the line. When loosening dust cap, preferably stand cylinder in a suitable enclosure and take cap off slowly. Never face the dust cap directly when removing it; point cap away from any personnel or any object that may pose a hazard. under negative pressure (relative to atmospheric gas) • Suck back of water into the container must be prevented. Do not allow backfeed into the container. • Do NOT drag, slide or roll cylinders - use a suitable hand truck for cylinder movement • Test for leakage with brush and detergent - NEVER use a naked flame. • Do NOT heat cylinder by any means to increase the discharge rate of product from cylinder. • Leaking gland nuts may be tightened if necessary. • If a cylinder valve will not close completely, remove the cylinder to a well ventilated location (e.g. outside) and, when empty, tag as FAULTY and return to supplier. • Obtain a work permit before attempting any repairs. • DO NOT attempt repair work on lines, vessels under pressure. • Atmospheres must be tested and O.K. before work resumes after leakage. • Avoid generation of static electricity. Earth all lines and equipment. • DO NOT transfer gas from one cylinder to another.
Other information	<ul style="list-style-type: none"> ▶ Cylinders should be stored in a purpose-built compound with good ventilation, preferably in the open. ▶ Such compounds should be sited and built in accordance with statutory requirements. ▶ The storage compound should be kept clear and access restricted to authorised personnel only. ▶ Cylinders stored in the open should be protected against rust and extremes of weather. ▶ Cylinders in storage should be properly secured to prevent toppling or rolling. ▶ Cylinder valves should be closed when not in use. ▶ Where cylinders are fitted with valve protection this should be in place and properly secured. ▶ Gas cylinders should be segregated according to the requirements of the Dangerous Goods Act(s). ▶ Cylinders containing flammable gases should be stored away from other combustible materials. Alternatively a fire-resistant partition may be used. ▶ Check storage areas for flammable or hazardous concentrations of gases prior to entry. ▶ Preferably store full and empty cylinders separately. ▶ Full cylinders should be arranged so that the oldest stock is used first. ▶ Cylinders in storage should be checked periodically for general condition and leakage. ▶ Protect cylinders against physical damage. Move and store cylinders correctly as instructed for their manual handling. <p>NOTE: A 'G' size cylinder is usually too heavy for an inexperienced operator to raise or lower.</p>

Conditions for safe storage, including any incompatibilities

Suitable container	<ul style="list-style-type: none"> ▶ Cylinder: ▶ Ensure the use of equipment rated for cylinder pressure. ▶ Ensure the use of compatible materials of construction. ▶ Valve protection cap to be in place until cylinder is secured, connected. ▶ Cylinder must be properly secured either in use or in storage. ▶ Cylinder valve must be closed when not in use or when empty. ▶ Segregate full from empty cylinders. <p>WARNING: Suckback into cylinder may result in rupture. Use back-flow preventive device in piping.</p>
Storage incompatibility	<p>Dimethyl ether:</p> <ul style="list-style-type: none"> ▶ is a peroxidisable gas ▶ may be heat and shock sensitive ▶ is able to form unstable peroxides on prolonged exposure to air ▶ reacts violently with oxidisers, aluminium hydride, lithium aluminium hydride ▶ is incompatible with strong acids, metal salts <p>n-Pentane</p> <ul style="list-style-type: none"> ▶ reacts violently with strong oxidisers ▶ attacks some plastics, rubber and coatings ▶ may generate static charges on flow or agitation, due to low conductivity <p>Ethers</p> <ul style="list-style-type: none"> • may react violently with strong oxidising agents and acids. • can act as bases.- they form salts with strong acids and addition complexes with Lewis acids; the complex between diethyl ether and boron trifluoride is an example. • are generally stable to water under neutral conditions and ambient temperatures. • are hydrolysed by heating in the presence of halogen acids, particularly hydrogen iodide • are relatively inert in other reactions, which typically involve the breaking of the carbon-oxygen bond <ul style="list-style-type: none"> ▶ The tendency of many ethers to form explosive peroxides is well documented. ▶ Ethers lacking non-methyl hydrogen atoms adjacent to the ether link are thought to be relatively safe. ▶ When solvents have been freed from peroxides (by percolation through a column of activated alumina for example), the absorbed peroxides must promptly be desorbed by treatment with the polar solvents methanol or water, which should be discarded safely. ▶ Compressed gases may contain a large amount of kinetic energy over and above that potentially available from the energy of reaction produced by the gas in chemical reaction with other substances

SECTION 8 Exposure controls / personal protection

Control parameters

Occupational Exposure Limits (OEL)

INGREDIENT DATA

Source	Ingredient	Material name	TWA	STEL	Peak	Notes
US OSHA Permissible Exposure Limits (PELs) Table Z-1	acetone	Acetone	1000 ppm / 2400 mg/m3	Not Available	Not Available	Not Available

Tensorgrip P323 Fast Dry Pressure Sensitive Adhesive Canister


Source	Ingredient	Material name	TWA	STEL	Peak	Notes
US NIOSH Recommended Exposure Limits (RELs)	acetone	Acetone	250 ppm / 590 mg/m3	Not Available	Not Available	Not Available

Emergency Limits

Ingredient	TEEL-1	TEEL-2	TEEL-3
dimethyl ether	3,000 ppm	3800* ppm	7200* ppm
isopentane	3000* ppm	33000*** ppm	200000*** ppm
acetone	Not Available	Not Available	Not Available

Ingredient	Original IDLH	Revised IDLH
dimethyl ether	Not Available	Not Available
isopentane	Not Available	Not Available
acetone	2,500 ppm	Not Available

Exposure controls

	<p>Engineering controls are used to remove a hazard or place a barrier between the worker and the hazard. Well-designed engineering controls can be highly effective in protecting workers and will typically be independent of worker interactions to provide this high level of protection. The basic types of engineering controls are:</p> <p>Process controls which involve changing the way a job activity or process is done to reduce the risk.</p> <p>Enclosure and/or isolation of emission source which keeps a selected hazard "physically" away from the worker and ventilation that strategically "adds" and "removes" air in the work environment. Ventilation can remove or dilute an air contaminant if designed properly. The design of a ventilation system must match the particular process and chemical or contaminant in use.</p> <p>Employers may need to use multiple types of controls to prevent employee overexposure.</p> <ul style="list-style-type: none"> Areas where cylinders are stored require good ventilation and, if enclosed need discrete/ controlled exhaust ventilation. Vented gas is flammable, and may spread from its origin. Vent path must not contain ignition sources, pilot lights, naked flames. Secondary containment and exhaust gas treatment may be required by certain jurisdictions. Local exhaust ventilation (explosion proof) is usually required in workplaces. Consideration should be given to the use of doubly-contained piping; diaphragm or bellows-sealed, soft-seat valves; backflow prevention devices; flash arrestors and flow- monitoring or limiting devices. Automated controls should ensure that workplace atmospheres do not exceed 25% of the lower explosive limit (LEL) (if available). Monitor the work area and secondary containments for release of gas. Automated alerting systems with automatic shutdown of gas-flow may be appropriate and may in fact be mandatory in certain jurisdictions. Respiratory protection in the form of air-supplied or self-contained breathing equipment must be worn if the oxygen concentration in the workplace air is less than 19%. Cartridge respirators DO NOT give protection and may result in rapid suffocation. <p>Air contaminants generated in the workplace possess varying "escape" velocities which, in turn, determine the "capture velocities" of fresh circulating air required to effectively remove the contaminant.</p> <table border="1"> <thead> <tr> <th>Type of Contaminant:</th> <th>Air Speed:</th> </tr> </thead> <tbody> <tr> <td>gas discharge (active generation into zone of rapid air motion)</td> <td>1-2.5 m/s (200-500 f/min.)</td> </tr> </tbody> </table> <p>Within each range the appropriate value depends on:</p> <table border="1"> <thead> <tr> <th>Lower end of the range</th> <th>Upper end of the range</th> </tr> </thead> <tbody> <tr> <td>1: Room air currents minimal or favourable to capture</td> <td>1: Disturbing room air currents</td> </tr> <tr> <td>2: Contaminants of low toxicity or of nuisance value only.</td> <td>2: Contaminants of high toxicity</td> </tr> <tr> <td>3: Intermittent, low production.</td> <td>3: High production, heavy use</td> </tr> <tr> <td>4: Large hood or large air mass in motion</td> <td>4: Small hood-local control only</td> </tr> </tbody> </table> <p>Simple theory shows that air velocity falls rapidly with distance away from the opening of a simple extraction pipe. Velocity generally decreases with the square of distance from the extraction point (in simple cases). Therefore the air speed at the extraction point should be adjusted, accordingly, after reference to distance from the contaminating source. The air velocity at the extraction fan, for example, should be a minimum of 1-2.5 m/s (200-500 f/min.) for extraction of gases discharged 2 meters distant from the extraction point. Other mechanical considerations, producing performance deficits within the extraction apparatus, make it essential that theoretical air velocities are multiplied by factors of 10 or more when extraction systems are installed or used.</p> <ul style="list-style-type: none"> Adequate ventilation is typically taken to be that which limits the average concentration to no more than 25% of the LEL within the building, room or enclosure containing the dangerous substance. Ventilation for plant and machinery is normally considered adequate if it limits the average concentration of any dangerous substance that might potentially be present to no more than 25% of the LEL. However, an increase up to a maximum 50% LEL can be acceptable where additional safeguards are provided to prevent the formation of a hazardous explosive atmosphere. For example, gas detectors linked to emergency shutdown of the process might be used together with maintaining or increasing the exhaust ventilation on solvent evaporating ovens and gas turbine enclosures. Temporary exhaust ventilation systems may be provided for non-routine higher-risk activities, such as cleaning, repair or maintenance in tanks or other confined spaces or in an emergency after a release. The work procedures for such activities should be carefully considered. The atmosphere should be continuously monitored to ensure that ventilation is adequate and the area remains safe. Where workers will enter the space, the ventilation should ensure that the concentration of the dangerous substance does not exceed 10% of the LEL (irrespective of the provision of suitable breathing apparatus) 	Type of Contaminant:	Air Speed:	gas discharge (active generation into zone of rapid air motion)	1-2.5 m/s (200-500 f/min.)	Lower end of the range	Upper end of the range	1: Room air currents minimal or favourable to capture	1: Disturbing room air currents	2: Contaminants of low toxicity or of nuisance value only.	2: Contaminants of high toxicity	3: Intermittent, low production.	3: High production, heavy use	4: Large hood or large air mass in motion	4: Small hood-local control only
Type of Contaminant:	Air Speed:														
gas discharge (active generation into zone of rapid air motion)	1-2.5 m/s (200-500 f/min.)														
Lower end of the range	Upper end of the range														
1: Room air currents minimal or favourable to capture	1: Disturbing room air currents														
2: Contaminants of low toxicity or of nuisance value only.	2: Contaminants of high toxicity														
3: Intermittent, low production.	3: High production, heavy use														
4: Large hood or large air mass in motion	4: Small hood-local control only														
<p>Personal protection</p>															
<p>Eye and face protection</p>	<ul style="list-style-type: none"> Safety glasses with side shields. Chemical goggles. Contact lenses may pose a special hazard; soft contact lenses may absorb and concentrate irritants. A written policy document, describing the wearing of lenses or restrictions on use, should be created for each workplace or task. This should include a review of lens absorption and adsorption for the class of chemicals in use and an account of injury experience. Medical and first-aid personnel should be trained in their removal and suitable equipment should be readily available. In the event of chemical exposure, begin eye irrigation immediately and remove contact lens as soon as practicable. Lens should be removed at the first signs of eye redness or irritation - lens should be removed in 														

Tensorgrip P323 Fast Dry Pressure Sensitive Adhesive Canister

	a clean environment only after workers have washed hands thoroughly. [CDC NIOSH Current Intelligence Bulletin 59], [AS/NZS 1336 or national equivalent]
Skin protection	See Hand protection below
Hands/feet protection	▶ When handling sealed and suitably insulated cylinders wear cloth or leather gloves.
Body protection	See Other protection below
Other protection	<ul style="list-style-type: none"> ▶ The clothing worn by process operators insulated from earth may develop static charges far higher (up to 100 times) than the minimum ignition energies for various flammable gas-air mixtures. This holds true for a wide range of clothing materials including cotton. ▶ Avoid dangerous levels of charge by ensuring a low resistivity of the surface material worn outermost. <p>BREThERICK: Handbook of Reactive Chemical Hazards.</p> <ul style="list-style-type: none"> ▶ Protective overalls, closely fitted at neck and wrist. ▶ Eye-wash unit. <p>IN CONFINED SPACES:</p> <ul style="list-style-type: none"> ▶ Non-sparking protective boots ▶ Static-free clothing. ▶ Ensure availability of lifeline. <p>Staff should be trained in all aspects of rescue work.</p> <p>Rescue gear: Two sets of SCBA breathing apparatus Rescue Harness, lines etc.</p> <ul style="list-style-type: none"> ▶ Some plastic personal protective equipment (PPE) (e.g. gloves, aprons, overshoes) are not recommended as they may produce static electricity. ▶ For large scale or continuous use wear tight-weave non-static clothing (no metallic fasteners, cuffs or pockets). ▶ Non sparking safety or conductive footwear should be considered. Conductive footwear describes a boot or shoe with a sole made from a conductive compound chemically bound to the bottom components, for permanent control to electrically ground the foot an shall dissipate static electricity from the body to reduce the possibility of ignition of volatile compounds. Electrical resistance must range between 0 to 500,000 ohms. Conductive shoes should be stored in lockers close to the room in which they are worn. Personnel who have been issued conductive footwear should not wear them from their place of work to their homes and return.

Recommended material(s)

GLOVE SELECTION INDEX

Glove selection is based on a modified presentation of the "Forsberg Clothing Performance Index".

The effect(s) of the following substance(s) are taken into account in the **computer-generated** selection:

Tensorgrip P323 Fast Dry Pressure Sensitive Adhesive Canister

Material	CPI
BUTYL	A
BUTYL/NEOPRENE	C
CPE	C
HYPALON	C
NATURAL RUBBER	C
NATURAL+NEOPRENE	C
NEOPRENE	C
NITRILE	C
NITRILE+PVC	C
PE/EVAL/PE	C
PVA	C
PVC	C
PVDC/PE/PVDC	C
SARANEX-23	C
SARANEX-23 2-PLY	C
TEFLON	C
VITON/NEOPRENE	C

* CPI - Chemwatch Performance Index

A: Best Selection

B: Satisfactory; may degrade after 4 hours continuous immersion

C: Poor to Dangerous Choice for other than short term immersion

NOTE: As a series of factors will influence the actual performance of the glove, a final selection must be based on detailed observation. -

* Where the glove is to be used on a short term, casual or infrequent basis, factors such as "feel" or convenience (e.g. disposability), may dictate a choice of gloves which might otherwise be unsuitable following long-term or frequent use. A qualified practitioner should be consulted.

Respiratory protection

Type AX Filter of sufficient capacity. (AS/NZS 1716 & 1715, EN 143:2000 & 149:2001, ANSI Z88 or national equivalent)

Where the concentration of gas/particulates in the breathing zone, approaches or exceeds the "Exposure Standard" (or ES), respiratory protection is required.

Degree of protection varies with both face-piece and Class of filter; the nature of protection varies with Type of filter.

Required Minimum Protection Factor	Half-Face Respirator	Full-Face Respirator	Powered Air Respirator
up to 5 x ES	Air-line*	AX-2	AX-PAPR-2 ^
up to 10 x ES	-	AX-3	-
10+ x ES	-	Air-line**	-

* - Continuous Flow; ** - Continuous-flow or positive pressure demand

^ - Full-face

A(All classes) = Organic vapours, B AUS or B1 = Acid gasses, B2 = Acid gas or hydrogen cyanide(HCN), B3 = Acid gas or hydrogen cyanide(HCN), E = Sulfur dioxide(SO2), G = Agricultural chemicals, K = Ammonia(NH3), Hg = Mercury, NO = Oxides of nitrogen, MB = Methyl bromide, AX = Low boiling point organic compounds(below 65 degC)

- ▶ Cartridge respirators should never be used for emergency ingress or in areas of unknown vapour concentrations or oxygen content.
- ▶ The wearer must be warned to leave the contaminated area immediately on detecting any odours through the respirator. The odour may indicate that the mask is not functioning properly, that the vapour concentration is too high, or that the mask is not properly fitted. Because of these limitations, only restricted use of cartridge respirators is considered appropriate.
- ▶ Cartridge performance is affected by humidity. Cartridges should be changed after 2 hr of continuous use unless it is determined that the humidity is less than 75%, in which case, cartridges can be used for 4 hr. Used cartridges should be discarded daily, regardless of the length of time used
- ▶ Positive pressure, full face, air-supplied breathing apparatus should be used for work in enclosed spaces if a leak is suspected or the primary containment is to be opened (e.g. for a cylinder change)
- ▶ Air-supplied breathing apparatus is required where release of gas from primary containment is either suspected or demonstrated.

Selection of the Class and Type of respirator will depend upon the level of breathing zone contaminant and the chemical nature of the contaminant. Protection Factors (defined as the ratio of contaminant outside and inside the mask) may also be important.

Required minimum protection factor	Maximum gas/vapour concentration present in air p.p.m. (by volume)	Half-face Respirator	Full-Face Respirator
up to 10	1000	AX-AUS / Class 1	-
up to 50	1000	-	AX-AUS / Class 1
up to 50	5000	Airline *	-
up to 100	5000	-	AX-2
up to 100	10000	-	AX-3
100+		-	Airline**

** - Continuous-flow or positive pressure demand.

Continued...

Tensorgrip P323 Fast Dry Pressure Sensitive Adhesive Canister

A(All classes) = Organic vapours, B AUS or B1 = Acid gases, B2 = Acid gas or hydrogen cyanide(HCN), B3 = Acid gas or hydrogen cyanide(HCN), E = Sulfur dioxide(SO₂), G = Agricultural chemicals, K = Ammonia(NH₃), Hg = Mercury, NO = Oxides of nitrogen, MB = Methyl bromide, AX = Low boiling point organic compounds(below 65 deg C)

SECTION 9 Physical and chemical properties

Information on basic physical and chemical properties

Appearance	Clear or Green		
Physical state	Dissolved Gas	Relative density (Water = 1)	0.729
Odour	Not Available	Partition coefficient n-octanol / water	Not Available
Odour threshold	Not Available	Auto-ignition temperature (°C)	Not Available
pH (as supplied)	Not Available	Decomposition temperature (°C)	Not Available
Melting point / freezing point (°C)	Not Available	Viscosity (cSt)	Not Available
Initial boiling point and boiling range (°C)	-25	Molecular weight (g/mol)	Not Available
Flash point (°C)	-51	Taste	Not Available
Evaporation rate	Not Available	Explosive properties	Not Available
Flammability	HIGHLY FLAMMABLE.	Oxidising properties	Not Available
Upper Explosive Limit (%)	18	Surface Tension (dyn/cm or mN/m)	Not Available
Lower Explosive Limit (%)	1.4	Volatile Component (%vol)	Not Available
Vapour pressure (kPa)	Not Available	Gas group	Not Available
Solubility in water	Not Available	pH as a solution (Not Available%)	Not Available
Vapour density (Air = 1)	Not Available	VOC g/L	451

SECTION 10 Stability and reactivity

Reactivity	See section 7
Chemical stability	<ul style="list-style-type: none"> ▶ Unstable in the presence of incompatible materials. ▶ Product is considered stable. ▶ Hazardous polymerisation will not occur.
Possibility of hazardous reactions	See section 7
Conditions to avoid	See section 7
Incompatible materials	See section 7
Hazardous decomposition products	See section 5

SECTION 11 Toxicological information

Information on toxicological effects

Inhaled	<p>The material can cause respiratory irritation in some persons. The body's response to such irritation can cause further lung damage. Inhalation of vapours may cause drowsiness and dizziness. This may be accompanied by sleepiness, reduced alertness, loss of reflexes, lack of co-ordination, and vertigo.</p> <p>Inhalation of non-toxic gases may cause:</p> <ul style="list-style-type: none"> ▶ CNS effects: headache, confusion, dizziness, stupor, seizures and coma; ▶ respiratory: shortness of breath and rapid breathing; ▶ cardiovascular: collapse and irregular heart beats; ▶ gastrointestinal: mucous membrane irritation, nausea and vomiting. <p>Inhalation of high concentrations of gas/vapour causes lung irritation with coughing and nausea, central nervous depression with headache and dizziness, slowing of reflexes, fatigue and inco-ordination.</p> <p>Central nervous system (CNS) depression may include general discomfort, symptoms of giddiness, headache, dizziness, nausea, anaesthetic effects, slowed reaction time, slurred speech and may progress to unconsciousness. Serious poisonings may result in respiratory depression and may be fatal.</p> <p>Following inhalation, ethers cause lethargy and stupor. Inhaling lower alkyl ethers results in headache, dizziness, weakness, blurred vision, seizures and possible coma.</p> <p>Symptoms of pentane inhalation exposure may include hyperactivity, numbness and a persistent taste of gasoline. Inhalation of high vapour concentrations may result in coughing, headache, mild depression, inco-ordination, blurred vision, confusion, loss of appetite, nausea, vomiting, irregular heartbeat and unconsciousness.</p> <p>Material is highly volatile and may quickly form a concentrated atmosphere in confined or unventilated areas. The vapour may displace and replace air in breathing zone, acting as a simple asphyxiant. This may happen with little warning of overexposure.</p> <p>The use of a quantity of material in an unventilated or confined space may result in increased exposure and an irritating atmosphere developing. Before starting consider control of exposure by mechanical ventilation.</p>
Ingestion	<p>Accidental ingestion of the material may be damaging to the health of the individual.</p> <p>Ingestion of alkyl ethers may produce stupor, blurred vision, headache, dizziness and irritation of the nose and throat. Respiratory distress and asphyxia may result.</p> <p>Not normally a hazard due to physical form of product.</p>

Tensorgrip P323 Fast Dry Pressure Sensitive Adhesive Canister

	<p>Considered an unlikely route of entry in commercial/industrial environments</p> <p>Ingestion of pentanes may result in nausea, vomiting, abdominal distension, diarrhoea, bleeding in the mucous membranes and suffocation leading to brain damage and death, while large doses may cause central nervous system depression and irregular heart rhythm.</p> <p>Swallowing of the liquid may cause aspiration into the lungs with the risk of chemical pneumonitis; serious consequences may result. (ICSC13733)</p>
Skin Contact	<p>Repeated exposure may cause skin cracking, flaking or drying following normal handling and use.</p> <p>Skin contact with the material may damage the health of the individual; systemic effects may result following absorption.</p> <p>There is some evidence to suggest that this material can cause inflammation of the skin on contact in some persons.</p> <p>Alkyl ethers may defat and dehydrate the skin producing dermatoses. Absorption may produce headache, dizziness, and central nervous system depression.</p> <p>Symptoms of pentane exposure may include drying, cracking, itching, blistering, redness, pigmentation, swelling, burning and pain. Body absorption is not expected to be a significant route of entry because its boiling point is less than body temperature.</p> <p>Open cuts, abraded or irritated skin should not be exposed to this material</p> <p>Entry into the blood-stream, through, for example, cuts, abrasions or lesions, may produce systemic injury with harmful effects. Examine the skin prior to the use of the material and ensure that any external damage is suitably protected.</p>
Eye	<p>This material can cause eye irritation and damage in some persons. Not considered to be a risk because of the extreme volatility of the gas. Eye contact with alkyl ethers (vapour or liquid) may produce irritation, redness and tears.</p> <p>Eye-contact with the liquid pentanes may cause irritation of the eye and mucous membranes resulting in pain, drying, redness, swelling and excessive secretion of tears.</p>
Chronic	<p>Repeated or long-term occupational exposure is likely to produce cumulative health effects involving organs or biochemical systems.</p> <p>Long-term exposure to respiratory irritants may result in airways disease, involving difficulty breathing and related whole-body problems.</p> <p>Ample evidence from experiments exists that there is a suspicion this material directly reduces fertility.</p> <p>Prolonged or repeated skin contact may cause drying with cracking, irritation and possible dermatitis following.</p> <p>Main route of exposure to the gas in the workplace is by inhalation.</p> <p>Chronic exposure to alkyl ethers may result in loss of appetite, excessive thirst, fatigue, and weight loss.</p> <p>Chronic or repeated exposure to pentanes may cause lung inflammation, fluid in the lungs and nerve damage. It may manifest with dizziness, weight loss, anaemia, nervousness, pain in the limbs and numbness ("pins and needles sensation").</p> <p>Inhalation may result in chrome ulcers or sores in the mucous membranes of the nose, and lung damage.</p>

Tensorgrip P323 Fast Dry Pressure Sensitive Adhesive Canister	TOXICITY	IRRITATION
	Not Available	Not Available
dimethyl ether	TOXICITY	IRRITATION
	Inhalation(Rat) LC50; >20000 ppm4h ^[1]	Not Available
isopentane	TOXICITY	IRRITATION
	Inhalation(Rat) LC50; >25.3 mg/4h ^[1] Oral (Rat) LD50; >2000 mg/kg ^[1]	Not Available
acetone	TOXICITY	IRRITATION
	Dermal (rabbit) LD50: 20000 mg/kg ^[2]	Eye (human): 500 ppm - irritant
	Inhalation(Mouse) LC50; 44 mg/L4h ^[2]	Eye (rabbit): 20mg/24hr -moderate
	Oral (Rat) LD50; 5800 mg/kg ^[2]	Eye (rabbit): 3.95 mg - SEVERE
		Eye: adverse effect observed (irritating) ^[1]
		Skin (rabbit): 500 mg/24hr - mild Skin (rabbit):395mg (open) - mild Skin: no adverse effect observed (not irritating) ^[1]
Legend:	1. Value obtained from Europe ECHA Registered Substances - Acute toxicity 2.* Value obtained from manufacturer's SDS. Unless otherwise specified data extracted from RTECS - Register of Toxic Effect of chemical Substances	

Tensorgrip P323 Fast Dry Pressure Sensitive Adhesive Canister	<p>Asthma-like symptoms may continue for months or even years after exposure to the material ends. This may be due to a non-allergic condition known as reactive airways dysfunction syndrome (RADS) which can occur after exposure to high levels of highly irritating compound. Main criteria for diagnosing RADS include the absence of previous airways disease in a non-atopic individual, with sudden onset of persistent asthma-like symptoms within minutes to hours of a documented exposure to the irritant. Other criteria for diagnosis of RADS include a reversible airflow pattern on lung function tests, moderate to severe bronchial hyperreactivity on methacholine challenge testing, and the lack of minimal lymphocytic inflammation, without eosinophilia. RADS (or asthma) following an irritating inhalation is an infrequent disorder with rates related to the concentration of and duration of exposure to the irritating substance. On the other hand, industrial bronchitis is a disorder that occurs as a result of exposure due to high concentrations of irritating substance (often particles) and is completely reversible after exposure ceases. The disorder is characterized by difficulty breathing, cough and mucus production.</p>
ACETONE	<p>The material may cause skin irritation after prolonged or repeated exposure and may produce on contact skin redness, swelling, the production of vesicles, scaling and thickening of the skin.</p> <p>For acetone: The acute toxicity of acetone is low. Acetone is not a skin irritant or sensitizer, but it removes fat from the skin, and it also irritates the eye. Animal testing shows acetone may cause macrocytic anaemia. Studies in humans have shown that exposure to acetone at a level of 2375 mg/cubic metre has not caused neurobehavioural deficits.</p>

Acute Toxicity	✘	Carcinogenicity	✘
Skin Irritation/Corrosion	✘	Reproductivity	✘
Serious Eye Damage/Irritation	✔	STOT - Single Exposure	✔
Respiratory or Skin sensitisation	✘	STOT - Repeated Exposure	✘
Mutagenicity	✘	Aspiration Hazard	✔

Tensorgrip P323 Fast Dry Pressure Sensitive Adhesive Canister

Legend: ✗ – Data either not available or does not fulfil the criteria for classification
✔ – Data available to make classification

SECTION 12 Ecological information

Toxicity

Tensorgrip P323 Fast Dry Pressure Sensitive Adhesive Canister	Endpoint	Test Duration (hr)	Species	Value	Source
	Not Available	Not Available	Not Available	Not Available	Not Available
dimethyl ether	Endpoint	Test Duration (hr)	Species	Value	Source
	EC50	48h	Crustacea	>4400mg/L	2
	NOEC(ECx)	48h	Crustacea	>4000mg/l	1
	LC50	96h	Fish	1783.04mg/l	2
isopentane	EC50	96h	Algae or other aquatic plants	154.917mg/l	2
	Endpoint	Test Duration (hr)	Species	Value	Source
	EC50(ECx)	72h	Algae or other aquatic plants	1.26mg/l	2
	EC50	72h	Algae or other aquatic plants	1.26mg/l	2
	EC50	48h	Crustacea	2.3mg/l	1
acetone	LC50	96h	Fish	4.26mg/l	2
	EC50	96h	Algae or other aquatic plants	5.2mg/l	2
	Endpoint	Test Duration (hr)	Species	Value	Source
	NOEC(ECx)	12h	Fish	0.001mg/L	4
acetone	EC50	48h	Crustacea	6098.4mg/L	5
	LC50	96h	Fish	3744.6-5000.7mg/L	4
	EC50	96h	Algae or other aquatic plants	9.873-27.684mg/l	4
	Legend:	Extracted from 1. IUCLID Toxicity Data 2. Europe ECHA Registered Substances - Ecotoxicological Information - Aquatic Toxicity 4. US EPA, Ecotox database - Aquatic Toxicity Data 5. ECETOC Aquatic Hazard Assessment Data 6. NITE (Japan) - Bioconcentration Data 7. METI (Japan) - Bioconcentration Data 8. Vendor Data			

Harmful to aquatic organisms.

Most ethers are very resistant to hydrolysis, and the rate of cleavage of the carbon-oxygen bond by abiotic processes is expected to be insignificant.

Direct photolysis will not be an important removal process since aliphatic ethers do not absorb light at wavelengths >290 nm

For Ketones: Ketones, unless they are alpha, beta-unsaturated ketones, can be considered as narcosis or baseline toxicity compounds.

Aquatic Fate: Hydrolysis of ketones in water is thermodynamically favourable only for low molecular weight ketones. Reactions with water are reversible with no permanent change in the structure of the ketone substrate. Ketones are stable to water under ambient environmental conditions. When pH levels are greater than 10, condensation reactions can occur which produce higher molecular weight products. Under ambient conditions of temperature, pH, and low concentration, these condensation reactions are unfavourable. Based on its reactions in air, it seems likely that ketones undergo photolysis in water.

Terrestrial Fate: It is probable that ketones will be biodegraded by micro-organisms in soil and water.

Ecotoxicity: Ketones are unlikely to bioconcentrate or biomagnify.

For Isopentane: Koc ~520; Henry's Law Constant: 1.4 atm-cu m/mole; Water Solubility: 48mg/L; Vapor pressure ~689 mm Hg.

Atmospheric Fate: Isopentane is expected to exist only as vapor in the atmosphere. Vapor-phase isopentane is degraded in the atmosphere by reaction with photochemically-produced hydroxyl radicals; the half-life for this reaction in air is estimated to be 4 days.

Terrestrial Fate: Soil - Isopentane is expected to have low mobility in soil. Volatilization of isopentane from moist and dry soil surfaces is expected to be an important fate process.

Aquatic Fate: Isopentane is water soluble and may biodegrade in water. Isopentane has been shown to completely degrade under aerobic conditions and is expected to adsorb to suspended solids and sediment. Volatilization from water surfaces is expected to occur rapidly.

Ecotoxicity: Bioconcentration in aquatic organisms is expected to be moderate. Isopentane is acutely toxic to Daphnia magna water fleas.

For Acetone:

log Kow : -0.24;

Half-life (hr) air : 312-1896;

Half-life (hr) H2O surface water : 20;

Henry's atm m³/mol : 3.67E-05

BOD 5: 0.31-1.76,46-55%

COD: 1.12-2.07

ThOD: 2.2BCF: 0.69.

Environmental Fate: The relatively long half-life allows acetone to be transported long distances from its emission source.

Atmospheric Fate: Acetone preferentially locates in the air compartment when released to the environment. In air, acetone is lost by photolysis and reaction with photochemically produced hydroxyl radicals; the estimated half-life of these combined processes is about 22 days. Air Quality Standards: none available.

Terrestrial Fate: Very little acetone is expected to reside in soil, biota, or suspended solids and has low propensity for soil absorption and a high preference for moving through the soil and into the ground water. Acetone released to soil volatilizes although some may leach into the ground where it rapidly biodegrades. Soil Guidelines: none available.

Aquatic Fate: A substantial amount of acetone can also be found in water. Acetone is highly soluble and slightly persistent in water, with a half-life of about 20 hours Drinking Water Standard: none available.

Ecotoxicity: Acetone does not concentrate in the food chain, is minimally toxic to aquatic life and is considered to be readily biodegradable. Testing shows that acetone exhibits a low order of toxicity for brook trout, fathead minnow, Japanese quail, ring-neck pheasant and water fleas. Low toxicity for aquatic invertebrates. For aquatic plants, NOEC: 5400-7500 mg/L. Acetone vapours were shown to be relatively toxic to flour beetle and flour moths and their eggs. The direct application of acetone liquid to the body of the insects or surface of the eggs did not, however, cause any mortality. The ability of acetone to inhibit cell multiplication has been examined in a wide variety of microorganisms. Mild to moderate toxicity occurred in bacteria exposed to acetone for 6-4 days however, overall data indicates a low degree of toxicity for acetone. The only exception to these findings was the results obtained with the flagellated protozoa (Entosiphon salcatum).

DO NOT discharge into sewer or waterways.

Persistence and degradability

Ingredient	Persistence: Water/Soil	Persistence: Air
dimethyl ether	LOW	LOW

Continued...

Tensorgrip P323 Fast Dry Pressure Sensitive Adhesive Canister

Ingredient	Persistence: Water/Soil	Persistence: Air
isopentane	HIGH	HIGH
acetone	LOW (Half-life = 14 days)	MEDIUM (Half-life = 116.25 days)

Bioaccumulative potential

Ingredient	Bioaccumulation
dimethyl ether	LOW (LogKOW = 0.1)
isopentane	LOW (LogKOW = 2.7234)
acetone	LOW (BCF = 0.69)

Mobility in soil

Ingredient	Mobility
dimethyl ether	HIGH (KOC = 1.292)
isopentane	LOW (KOC = 67.7)
acetone	HIGH (KOC = 1.981)


SECTION 13 Disposal considerations

Waste treatment methods

Product / Packaging disposal	<ul style="list-style-type: none"> ▶ DO NOT allow wash water from cleaning or process equipment to enter drains. ▶ It may be necessary to collect all wash water for treatment before disposal. ▶ In all cases disposal to sewer may be subject to local laws and regulations and these should be considered first. ▶ Where in doubt contact the responsible authority. ▶ Evaporate or incinerate residue at an approved site. ▶ Return empty containers to supplier. ▶ Ensure damaged or non-returnable cylinders are gas-free before disposal.
------------------------------	--

SECTION 14 Transport information

Labels Required

	
Marine Pollutant	NO

Land transport (DOT)

UN number	3501	
UN proper shipping name	Chemical under pressure, flammable, n.o.s. (isopentane and dimethyl ether)	
Transport hazard class(es)	Class	2.1
	Subrisk	Not Applicable
Packing group	Not Applicable	
Environmental hazard	Not Applicable	
Special precautions for user	Hazard Label	2.1
	Special provisions	362, T50, TP40

Air transport (ICAO-IATA / DGR)

UN number	3501	
UN proper shipping name	Chemical under pressure, flammable, n.o.s. * (isopentane and dimethyl ether)	
Transport hazard class(es)	ICAO/IATA Class	2.1
	ICAO / IATA Subrisk	Not Applicable
	ERG Code	10L
Packing group	Not Applicable	
Environmental hazard	Not Applicable	
Special precautions for user	Special provisions	A1 A187
	Cargo Only Packing Instructions	218
	Cargo Only Maximum Qty / Pack	75 kg
	Passenger and Cargo Packing Instructions	Forbidden
	Passenger and Cargo Maximum Qty / Pack	Forbidden

Tensorgrip P323 Fast Dry Pressure Sensitive Adhesive Canister

	Passenger and Cargo Limited Quantity Packing Instructions	Forbidden
	Passenger and Cargo Limited Maximum Qty / Pack	Forbidden

Sea transport (IMDG-Code / GGVSee)

UN number	3501	
UN proper shipping name	CHEMICAL UNDER PRESSURE, FLAMMABLE, N.O.S. (isopentane and dimethyl ether)	
Transport hazard class(es)	IMDG Class	2.1
	IMDG Subrisk	Not Applicable
Packing group	Not Applicable	
Environmental hazard	Not Applicable	
Special precautions for user	EMS Number	F-D, S-U
	Special provisions	274 362
	Limited Quantities	0

Transport in bulk according to Annex II of MARPOL and the IBC code

Not Applicable

Transport in bulk in accordance with MARPOL Annex V and the IMSBC Code

Product name	Group
dimethyl ether	Not Available
isopentane	Not Available
acetone	Not Available

Transport in bulk in accordance with the ICG Code

Product name	Ship Type
dimethyl ether	Not Available
isopentane	Not Available
acetone	Not Available

SECTION 15 Regulatory information

Safety, health and environmental regulations / legislation specific for the substance or mixture

dimethyl ether is found on the following regulatory lists

US - Massachusetts - Right To Know Listed Chemicals
 US AIHA Workplace Environmental Exposure Levels (WEELs)
 US Department of Homeland Security (DHS) - Chemical Facility Anti-Terrorism Standards (CFATS) - Chemicals of Interest
 US DOE Temporary Emergency Exposure Limits (TEELs)

US Toxic Substances Control Act (TSCA) - Chemical Substance Inventory
 US Toxicology Excellence for Risk Assessment (TERA) Workplace Environmental Exposure Levels (WEEL)
 US TSCA Chemical Substance Inventory - Interim List of Active Substances

isopentane is found on the following regulatory lists

US - Massachusetts - Right To Know Listed Chemicals
 US Department of Homeland Security (DHS) - Chemical Facility Anti-Terrorism Standards (CFATS) - Chemicals of Interest
 US DOE Temporary Emergency Exposure Limits (TEELs)

US Toxic Substances Control Act (TSCA) - Chemical Substance Inventory
 US TSCA Chemical Substance Inventory - Interim List of Active Substances

acetone is found on the following regulatory lists

US - Massachusetts - Right To Know Listed Chemicals
 US ATSDR Minimal Risk Levels for Hazardous Substances (MRLs)
 US DOE Temporary Emergency Exposure Limits (TEELs)
 US Drug Enforcement Administration (DEA) List I and II Regulated Chemicals
 US EPA Integrated Risk Information System (IRIS)

US NIOSH Recommended Exposure Limits (RELs)
 US OSHA Permissible Exposure Limits (PELs) Table Z-1
 US Toxic Substances Control Act (TSCA) - Chemical Substance Inventory
 US TSCA Chemical Substance Inventory - Interim List of Active Substances
 US TSCA Section 4/12 (b) - Sunset Dates/Status

Federal Regulations

Superfund Amendments and Reauthorization Act of 1986 (SARA)

Section 311/312 hazard categories

Flammable (Gases, Aerosols, Liquids, or Solids)	Yes
Gas under pressure	Yes
Explosive	No
Self-heating	No
Pyrophoric (Liquid or Solid)	No
Pyrophoric Gas	No
Corrosive to metal	No
Oxidizer (Liquid, Solid or Gas)	No
Organic Peroxide	No

Continued...

Tensorgrip P323 Fast Dry Pressure Sensitive Adhesive Canister

Self-reactive	No
In contact with water emits flammable gas	No
Combustible Dust	No
Carcinogenicity	No
Acute toxicity (any route of exposure)	No
Reproductive toxicity	No
Skin Corrosion or Irritation	No
Respiratory or Skin Sensitization	No
Serious eye damage or eye irritation	Yes
Specific target organ toxicity (single or repeated exposure)	Yes
Aspiration Hazard	Yes
Germ cell mutagenicity	No
Simple Asphyxiant	No
Hazards Not Otherwise Classified	No

US. EPA CERCLA Hazardous Substances and Reportable Quantities (40 CFR 302.4)

Name	Reportable Quantity in Pounds (lb)	Reportable Quantity in kg
acetone	5000	2270

State Regulations

US. California Proposition 65

None Reported

National Inventory Status

National Inventory	Status
Australia - AIIIC / Australia Non-Industrial Use	Yes
Canada - DSL	Yes
Canada - NDSL	No (dimethyl ether; isopentane; acetone)
China - IECSC	Yes
Europe - EINEC / ELINCS / NLP	Yes
Japan - ENCS	Yes
Korea - KECI	Yes
New Zealand - NZIoC	Yes
Philippines - PICCS	Yes
USA - TSCA	Yes
Taiwan - TCSI	Yes
Mexico - INSQ	Yes
Vietnam - NCI	Yes
Russia - FBEPH	Yes
Legend:	Yes = All CAS declared ingredients are on the inventory No = One or more of the CAS listed ingredients are not on the inventory. These ingredients may be exempt or will require registration.

SECTION 16 Other information

Revision Date	29/07/2022
Initial Date	09/07/2022

Other information

Classification of the preparation and its individual components has drawn on official and authoritative sources as well as independent review by the Chemwatch Classification committee using available literature references.

The SDS is a Hazard Communication tool and should be used to assist in the Risk Assessment. Many factors determine whether the reported Hazards are Risks in the workplace or other settings. Risks may be determined by reference to Exposures Scenarios. Scale of use, frequency of use and current or available engineering controls must be considered.

Definitions and abbreviations

PC—TWA: Permissible Concentration-Time Weighted Average
 PC—STEL: Permissible Concentration-Short Term Exposure Limit
 IARC: International Agency for Research on Cancer
 ACGIH: American Conference of Governmental Industrial Hygienists
 STEL: Short Term Exposure Limit
 TEEL: Temporary Emergency Exposure Limit.
 IDLH: Immediately Dangerous to Life or Health Concentrations
 ES: Exposure Standard
 OSF: Odour Safety Factor
 NOAEL :No Observed Adverse Effect Level
 LOAEL: Lowest Observed Adverse Effect Level

Continued...

Tensorgrip P323 Fast Dry Pressure Sensitive Adhesive Canister

TLV: Threshold Limit Value
LOD: Limit Of Detection
OTV: Odour Threshold Value
BCF: BioConcentration Factors
BEI: Biological Exposure Index
AIIIC: Australian Inventory of Industrial Chemicals
DSL: Domestic Substances List
NDSL: Non-Domestic Substances List
IECSC: Inventory of Existing Chemical Substance in China
EINECS: European INventory of Existing Commercial chemical Substances
ELINCS: European List of Notified Chemical Substances
NLP: No-Longer Polymers
ENCS: Existing and New Chemical Substances Inventory
KECI: Korea Existing Chemicals Inventory
NZIoC: New Zealand Inventory of Chemicals
PICCS: Philippine Inventory of Chemicals and Chemical Substances
TSCA: Toxic Substances Control Act
TCSI: Taiwan Chemical Substance Inventory
INSQ: Inventario Nacional de Sustancias Químicas
NCI: National Chemical Inventory
FBEPH: Russian Register of Potentially Hazardous Chemical and Biological Substances

Powered by AuthorITe, from Chemwatch.